

Contact: Rayne Pollack  
(202) 626-4863

FOR IMMEDIATE RELEASE

**C-SPAN AWARENESS AND USE UP DRAMATICALLY**

**-- Election-Year Survey Shows 58.5 Million Americans Used Public Affairs Network For Political Information --**  
**-- 98% of Registered C-SPAN Viewers Voted in the Presidential Election --**

**Washington, DC, January 6, 1993** -- A just-completed quadrennial national survey shows that C-SPAN use is up by 80% since the 1988 presidential election.

The study was conducted November 4 - 16, 1992 by Statistical Research, Inc. of Westfield, NJ (SRI). SRI interviewed over 1400 randomly selected respondents nationwide about their viewing habits and use of the C-SPAN networks. Comparisons with previous surveys demonstrate that awareness and use of C-SPAN has increased significantly since the last general election in 1988.

"Being entirely funded by the cable industry as a public service, we don't tabulate ratings like the ad-supported networks," said Brian Lamb, C-SPAN chairman and CEO. "The reason we commission a survey is to measure growth and value --to see how our viewers are using us and to paint a picture of our audience over time. We don't know how many people are watching at any given moment, but we can see that more people are watching and that we are having an effect on their political decision making. That's why C-SPAN is here ."

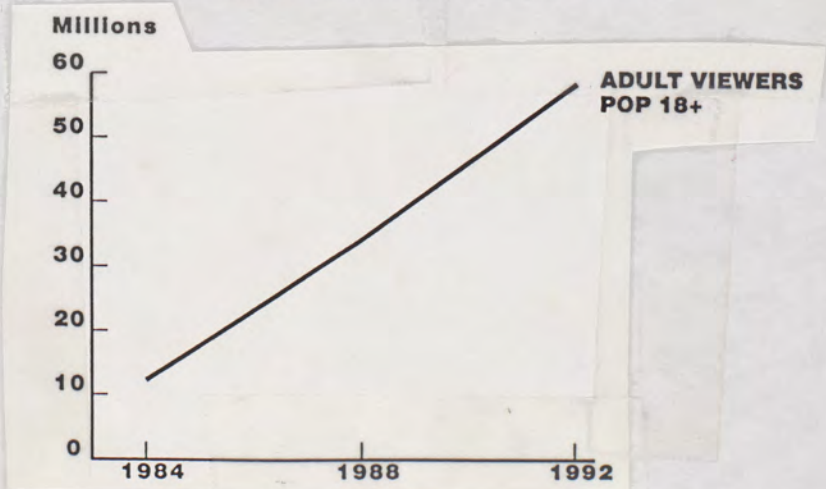
**C-SPAN Viewership -**

C-SPAN, the antithesis of the sound bite, covers all events in their entirety without commercials or editorial commentary. Survey results indicate that use of C-SPAN has grown significantly and that those who watch are spending more time each week with the network's long-form coverage.

Since 1988, C-SPAN's subscriber growth has increased by 35% -- from 43 to 58 million homes. **Viewership, however, has increased at more than twice the rate of distribution: from 32.5 million viewers in 1988 to 58.5 million in 1992 -- an 80% increase.**

**ELECTION YEAR USE OF C-SPAN GROWS**

(more)





# Audience Demographics

Contact: Rayne Pollack  
(202) 626-4863

## C-SPAN AWARENESS AND USE UP DRAMATICALLY

-- Election-Year Survey Shows 58.5 Million Americans Used Public Affairs Network For Political Information --

-- 98% of Registered C-SPAN Viewers Voted in the Presidential Election --

Washington, DC, January 13, 1993 -- A just-completed quadrennial national survey shows that C-SPAN use is up by 80% since the 1988 presidential election.

The study was conducted November 4 - 16, 1992 by Statistical Research, Inc. of Westfield, NJ (SRI). SRI interviewed over 1400 randomly selected respondents nationwide about their viewing habits and use of the C-SPAN networks. Comparisons with previous surveys demonstrate that awareness and use of C-SPAN has increased significantly since the last general election in 1988.

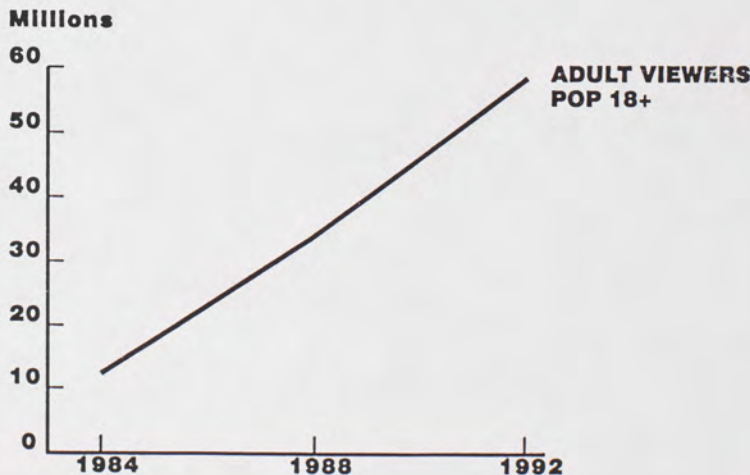
"Being entirely funded by the cable industry as a public service, we don't tabulate ratings like the ad-supported networks," said Brian Lamb, C-SPAN chairman and CEO. "The reason we commission a survey is to measure growth and value --to see how our viewers are using us and to paint a picture of our audience over time. We don't know how many people are watching at any given moment, but we can see that more people are watching and that we are having an effect on their political decision making. That's why C-SPAN is here."

### C-SPAN Viewership -

C-SPAN, the antithesis of the sound bite, covers all events in their entirety without commercials or editorial commentary. Survey results indicate that use of C-SPAN has grown significantly and that those who watch are spending more time each week with the network's long-form coverage.

Since 1988, C-SPAN's subscriber growth has increased by 35% -- from 43 to 58 million homes. Viewership, however, has increased at more than twice the rate of distribution: from 32.5 million viewers in 1988 to 58.5 million in 1992 -- an 80% increase.

## ELECTION YEAR USE OF C-SPAN GROWS



Among regular watchers, hours spent viewing C-SPAN have also increased: **from 4.1 hours per week on average in 1988 to 5.1 hours of C-SPAN per week on average in 1992.** And, most viewing in '92 took place during the evening with 51% of all reported viewing occurring in primetime.

#### **Awareness of C-SPAN Increasing -- Especially Among Younger Age Group-**

C-SPAN's election coverage also spurred new awareness of the network among the general public. **65% of all respondents surveyed said they had heard of C-SPAN.** The highest level of awareness - 70% - was found among respondents between ages 18 - 49.

#### **C-SPAN Programming Impacts Voters' Decisions-**

Beginning with the primary election season, C-SPAN provided grassroots "video verite" coverage of all of the candidates, as well as long-form programs on the issues. More than 15 simulcasts of local television news programs from across the country gave C-SPAN viewers a unique perspective on how the candidates responded to specific regional concerns. Ross Perot, Dan Quayle and Al Gore appeared on the signature C-SPAN LiveViewer Call-In program, as well as did third party candidates Lenora Fulani and Andre Marrou. And, C-SPAN provided the most extensive coverage of the party conventions and debates.

Such programs, combined with increased awareness and viewership created an impact on voters' decisions:

- \* 49% of viewers agreed that C-SPAN's election programming provided information that helped them decide for whom to vote in the '92 presidential election;**
- \* 69% of viewers agreed that C-SPAN's election programming informed them about the candidates' positions on important issues;**

#### **Political Behavior and Voting Habits -**

Informed and politically active, C-SPAN viewers consistently vote at levels higher than the national average, and 1992 was no exception.

- \* 98% of registered C-SPAN viewers reported voting in the '92 presidential election; turnout nationally was 55%;**
- \* C-SPAN viewers' reported political affiliations are balanced among parties: 28% Democrats, 29% Republicans, 31% are political independents;**

(more)

**\* C-SPAN viewers are twice as likely as non-viewers to contact a Congressman or Senator, make a financial contribution to a political organization or campaign or volunteer to work on a campaign.**

**\* 64% of C-SPAN viewers read a newspaper every day, compared with 51% of non-viewers; 69% of C-SPAN viewers also watch a television newscast daily, compared with 60% of non-viewers.**

**Audience Demographics -**

**\* 77% of the C-SPAN Audience is between 18 and 49 Years of Age;**

**\* Male - Female viewership is split almost equally: 52% men, 48% women;**

**\* One half reported household income of less than \$40,000 / year; an equal proportion (49%) reported household income of \$40,000 and above.**

"This survey helps demonstrate that C-SPAN is fulfilling the vision which its creators in the cable industry had at the outset -- to make the American political process tangible and accessible to a wide audience," said Susan Swain, C-SPAN senior vice president.

C-SPAN is currently available in 58.3 million homes nationwide and around the world via satellite. This year, C-SPAN won the 8th Annual Golden Cable ACE award, the industry's highest annual honor, for its comprehensive coverage of the presidential election. C-SPAN is funded entirely by America's cable television industry to serve the public.



Contact: Rayne Pollack  
(202) 626-4863

FOR IMMEDIATE RELEASE

## C-SPAN AWARENESS AND USE UP DRAMATICALLY

-- Election-Year Survey Shows 58.5 Million Americans Used Public Affairs Network For Political Information --

-- 98% of Registered C-SPAN Viewers Voted in the Presidential Election --

Washington, DC, January 6, 1992 -- A just-completed quadrennial national survey shows that C-SPAN use is up by 80% since the 1988 presidential election.

The study was conducted November 4 - 16, 1992 by Statistical Research, Inc. of Westfield, NJ (SRI). SRI interviewed over 1400 randomly selected respondents nationwide about their viewing habits and use of the C-SPAN networks. Comparisons with previous surveys demonstrate that awareness and use of C-SPAN has increased significantly since the last general election in 1988.

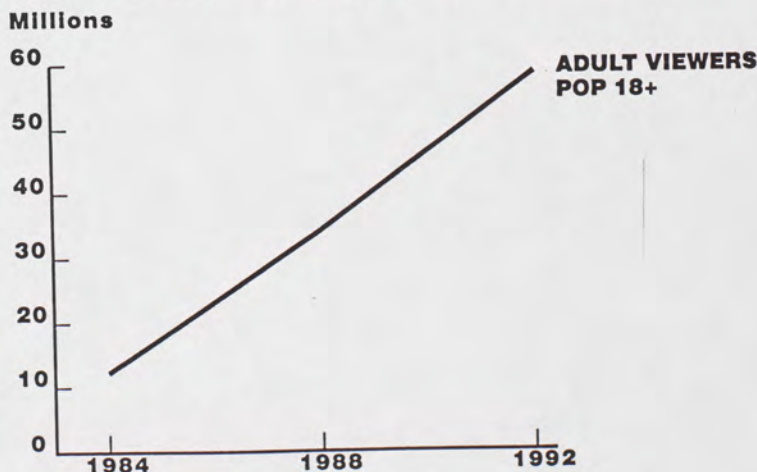
"Being entirely funded by the cable industry as a public service, we don't tabulate ratings like the ad-supported networks," said Brian Lamb, C-SPAN chairman and CEO. "The reason we commission a survey is to measure growth and value -- to see how our viewers are using us and to paint a picture of our audience over time. We don't know how many people are watching at any given moment, but we can see that more people are watching and that we are having an effect on their political decision making. That's why C-SPAN is here."

### C-SPAN Viewership -

C-SPAN, the antithesis of the sound bite, covers all events in their entirety without commercials or editorial commentary. Survey results indicate that use of C-SPAN has grown significantly and that those who watch are spending more time each week with the network's long-form coverage.

Since 1988, C-SPAN's subscriber growth has increased by 35% -- from 43 to 58 million homes. **Viewership, however, has increased at more than twice the rate of distribution: from 32.5 million viewers in 1988 to 58.5 million in 1992 -- an 80% increase.**

### ELECTION YEAR USE OF C-SPAN GROWS



Among regular watchers, hours spent viewing C-SPAN have also increased: **from 4.1 hours per week on average in 1988 to 5.1 hours of C-SPAN per week on average in 1992.** And, most viewing in '92 took place during the evening with 51% of all reported viewing occurring in primetime.

#### **Awareness of C-SPAN Increasing -- Especially Among Younger Age Group-**

C-SPAN's election coverage also spurred new awareness of the network among the general public. **65% of all respondents surveyed said they had heard of C-SPAN.** The highest level of awareness - 70% - was found among respondents between ages 18 - 49.

#### **C-SPAN Programming Impacts Voters' Decisions-**

Beginning with the primary election season, C-SPAN provided grassroots "video verite" coverage of all of the candidates, as well as long-form programs on the issues. More than 15 simulcasts of local television news programs from across the country gave C-SPAN viewers a unique perspective on how the candidates responded to specific regional concerns. Ross Perot, Dan Quayle and Al Gore appeared on the signature C-SPAN LiveViewer Call-In program, as well as did third party candidates Lenora Fulani and Andre Marrou. And, C-SPAN provided the most extensive coverage of the party conventions and debates.

Such programs, combined with increased awareness and viewership created an impact on voters' decisions:

**\* 49% of viewers agreed that C-SPAN's election programming provided information that helped them decide for whom to vote in the '92 presidential election;**

**\* 69% of viewers agreed that C-SPAN's election programming informed them about the candidates' positions on important issues;**

#### **Political Behavior and Voting Habits -**

Informed and politically active, C-SPAN viewers consistently vote at levels higher than the national average, and 1992 was no exception.

**\* 98% of registered C-SPAN viewers reported voting in the '92 presidential election; turnout nationally was 55%;**

**\* C-SPAN viewers' reported political affiliations are balanced among parties: 28% Democrats, 29% Republicans, 31% are political independents;**

(more)

**\* C-SPAN viewers are twice as likely as non-viewers to contact a Congressman or Senator, make a financial contribution to a political organization or campaign or volunteer to work on a campaign.**

**\* 64% of C-SPAN viewers read a newspaper every day, compared with 51% of non-viewers; 69% of C-SPAN viewers also watch a television newscast daily, compared with 60% of non-viewers.**

**Audience Demographics -**

**\* 77% of the C-SPAN Audience is between 18 and 49 Years of Age;**

**\* Male - Female viewership is split almost equally: 52% men, 48% women;**

**\* One half reported household income of less than \$40,000 / year; an equal proportion (49%) reported household income of \$40,000 and above.**

"This survey helps demonstrate that C-SPAN is fulfilling the vision which its creators in the cable industry had at the outset -- to make the American political process tangible and accessible to a wide audience," said Susan Swain, C-SPAN senior vice president.

C-SPAN is currently available in 58.3 million homes nationwide and around the world via satellite. This year, C-SPAN won the 8th Annual Golden Cable ACE award, the industry's highest annual honor, for its comprehensive coverage of the presidential election. C-SPAN is funded entirely by America's cable television industry to serve the public.

PRIVATELY FUNDED  
TO SERVE THE PUBLIC  
BY AMERICA'S CABLE  
TELEVISION COMPANIES

**C-SPAN**



206 637 2722

**FACSIMILE TRANSMITTAL SHEET**

DATE: 1/2  
TO: Karen Hopper TCI West

FROM: RAYNE POLLACK

NUMBER OF PAGES: 4  
(Including this page)

NOTE: Survey you  
requested

---

---

---

---

---

---

---

---

**PRESS  
INFORMATION  
DEPARTMENT**

Contacts: Rayne Pollack  
(202) 626-4863  
Monique Llanos  
(202) 626-7975  
Virginia Diez  
(202) 626-4602

Please call (202) 737-3220 if you experience any transmission problems. If you need to respond to this transmission, please fax to (202) 737-3323.

400 North Capitol St., NW  
Suite 650  
Washington, DC 20001  
202 • 737 • 3220





206 462 2853

206 462 2853

206 462 2853

206 462 2853



Contact: Rayne Pollack  
(202) 626-4863

FOR IMMEDIATE RELEASE

## C-SPAN AWARENESS AND USE UP DRAMATICALLY

**-- Election-Year Survey Shows 58.5 Million Americans Used Public Affairs Network For Political Information --**

**-- 98% of Registered C-SPAN Viewers Voted in the Presidential Election --**

Washington, DC, January 6, 1992 -- A just-completed quadrennial national survey shows that C-SPAN use is up by 80% since the 1988 presidential election.

The study was conducted November 4 - 16, 1992 by Statistical Research, Inc. of Westfield, NJ (SRI). SRI interviewed over 1400 randomly selected respondents nationwide about their viewing habits and use of the C-SPAN networks. Comparisons with previous surveys demonstrate that awareness and use of C-SPAN has increased significantly since the last general election in 1988.

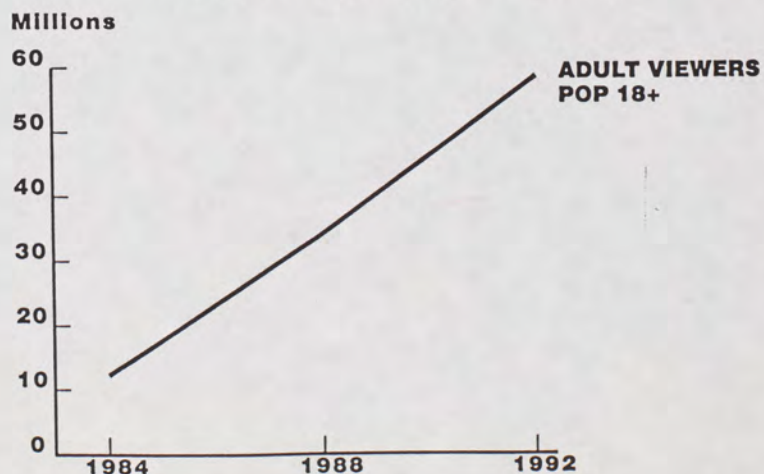
"Being entirely funded by the cable industry as a public service, we don't tabulate ratings like the ad-supported networks," said Brian Lamb, C-SPAN chairman and CEO. "The reason we commission a survey is to measure growth and value -- to see how our viewers are using us and to paint a picture of our audience over time. We don't know how many people are watching at any given moment, but we can see that more people are watching and that we are having an effect on their political decision making. That's why C-SPAN is here."

### **C-SPAN Viewership -**

C-SPAN, the antithesis of the sound bite, covers all events in their entirety without commercials or editorial commentary. Survey results indicate that use of C-SPAN has grown significantly and that those who watch are spending more time each week with the network's long-form coverage.

Since 1988, C-SPAN's subscriber growth has increased by 35% -- from 43 to 58 million homes. **Viewership, however, has increased at more than twice the rate of distribution: from 32.5 million viewers in 1988 to 58.5 million in 1992 -- an 80% increase.**

### **ELECTION YEAR USE OF C-SPAN GROWS**



PRIVATELY FUNDED  
TO SERVE THE PUBLIC  
BY AMERICA'S CABLE  
TELEVISION COMPANIES

**C-SPAN**



**PRESS  
INFORMATION**

*- also sent to Maura  
Clancey*

400 North Capitol St., NW  
Suite 650  
Washington, DC 20001  
202 • 737 • 3220

**FACSIMILE TRANSMITTAL SHEET**

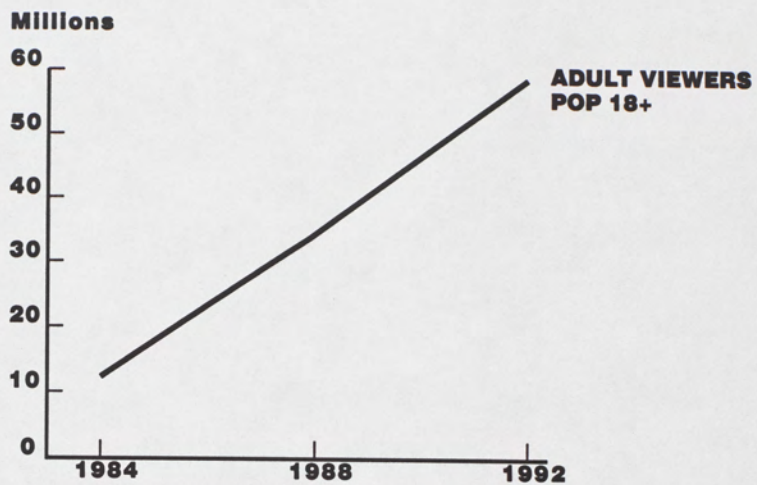
DATE: 1/6/93  
TO: Tom Southwick CABLE  
WORLD  
FROM: RAYNE POLLACK  
(202) 626-4863  
NUMBER OF PAGES: 5  
(including this page)

NOTE: Tom - If you put  
someone on this - can  
he/she give me a call?  
I've got some other #'s  
that could be interesting  
-Rayne

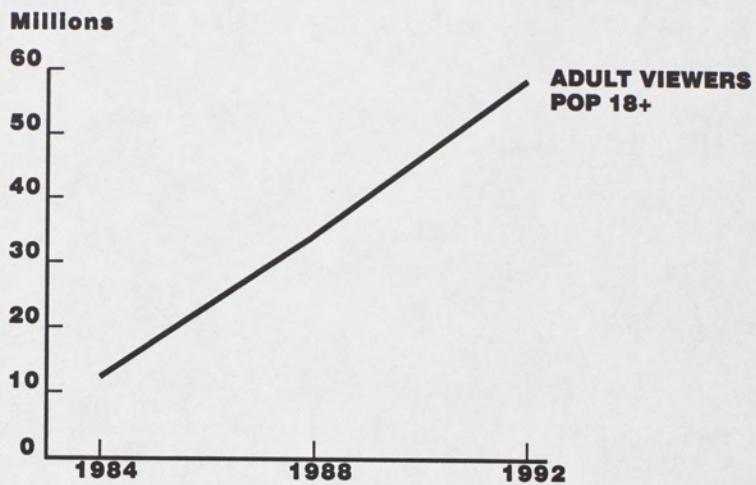
Please call 202-737-3220 if you experience any  
transmission problems. If you need to respond to  
this transmission, please fax to 202-737-3323.

303 - 837 - 0915

## ELECTION YEAR USE OF C-SPAN GROWS



## ELECTION YEAR USE OF C-SPAN GROWS





Contact: Rayne Pollack  
(202) 626-4863

FOR IMMEDIATE RELEASE

## C-SPAN AWARENESS AND USE UP DRAMATICALLY

- Election-Year Survey Shows 58.5 Million Americans Used Public Affairs Network For Political Information --
- 98% of Registered C-SPAN Viewers Voted in the Presidential Election --

Washington, DC, January 13, 1993 -- A just-completed quadrennial national survey shows that C-SPAN use is up by 80% since the 1988 presidential election.

The study was conducted November 4 - 16, 1992 by Statistical Research, Inc. of Westfield, NJ (SRI). SRI interviewed over 1400 randomly selected respondents nationwide about their viewing habits and use of the C-SPAN networks. Comparisons with previous surveys demonstrate that awareness and use of C-SPAN has increased significantly since the last general election in 1988.

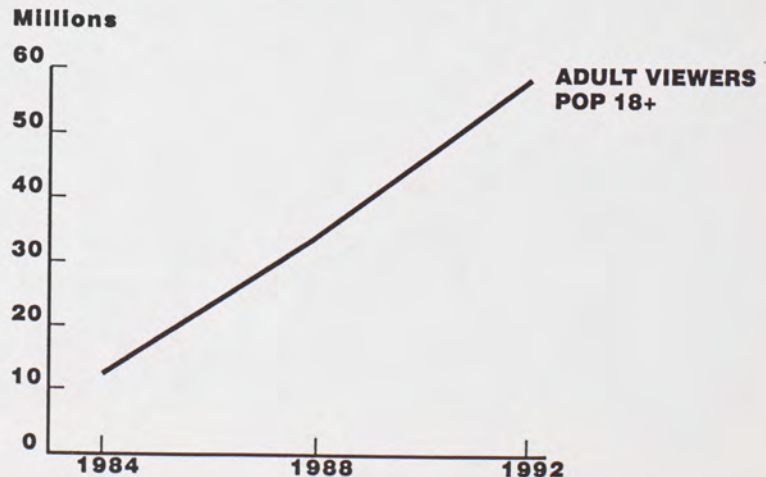
"Being entirely funded by the cable industry as a public service, we don't tabulate ratings like the ad-supported networks," said Brian Lamb, C-SPAN chairman and CEO. "The reason we commission a survey is to measure growth and value --to see how our viewers are using us and to paint a picture of our audience over time. We don't know how many people are watching at any given moment, but we can see that more people are watching and that we are having an effect on their political decision making. That's why C-SPAN is here."

### C-SPAN Viewership -

C-SPAN, the antithesis of the sound bite, covers all events in their entirety without commercials or editorial commentary. Survey results indicate that use of C-SPAN has grown significantly and that those who watch are spending more time each week with the network's long-form coverage.

Since 1988, C-SPAN's subscriber growth has increased by 35% -- from 43 to 58 million homes. **Viewership, however, has increased at more than twice the rate of distribution: from 32.5 million viewers in 1988 to 58.5 million in 1992 -- an 80% increase.**

### ELECTION YEAR USE OF C-SPAN GROWS



Among regular watchers, hours spent viewing C-SPAN have also increased: **from 4.1 hours per week on average in 1988 to 5.1 hours of C-SPAN per week on average in 1992.** And, most viewing in '92 took place during the evening with 51% of all reported viewing occurring in primetime.

#### **Awareness of C-SPAN Increasing -- Especially Among Younger Age Group-**

C-SPAN's election coverage also spurred new awareness of the network among the general public. **65% of all respondents surveyed said they had heard of C-SPAN.** The highest level of awareness - 70% - was found among respondents between ages 18 - 49.

#### **C-SPAN Programming Impacts Voters' Decisions-**

Beginning with the primary election season, C-SPAN provided grassroots "video verite" coverage of all of the candidates, as well as long-form programs on the issues. More than 15 simulcasts of local television news programs from across the country gave C-SPAN viewers a unique perspective on how the candidates responded to specific regional concerns. Ross Perot, Dan Quayle and Al Gore appeared on the signature C-SPAN LiveViewer Call-In program, as well as did third party candidates Lenora Fulani and Andre Marrou. And, C-SPAN provided the most extensive coverage of the party conventions and debates.

Such programs, combined with increased awareness and viewership created an impact on voters' decisions:

- \* 49% of viewers agreed that C-SPAN's election programming provided information that helped them decide for whom to vote in the '92 presidential election;**
- \* 69% of viewers agreed that C-SPAN's election programming informed them about the candidates' positions on important issues;**

#### **Political Behavior and Voting Habits -**

Informed and politically active, C-SPAN viewers consistently vote at levels higher than the national average, and 1992 was no exception.

- \* 98% of registered C-SPAN viewers reported voting in the '92 presidential election; turnout nationally was 55%;**
- \* C-SPAN viewers' reported political affiliations are balanced among parties: 28% Democrats, 29% Republicans, 31% are political independents;**

(more)



**\* C-SPAN viewers are twice as likely as non-viewers to contact a Congressman or Senator, make a financial contribution to a political organization or campaign or volunteer to work on a campaign.**

**\* 64% of C-SPAN viewers read a newspaper every day, compared with 51% of non-viewers; 69% of C-SPAN viewers also watch a television newscast daily, compared with 60% of non-viewers.**

**Audience Demographics -**

**\* 77% of the C-SPAN Audience is between 18 and 49 Years of Age;**

**\* Male - Female viewership is split almost equally: 52% men, 48% women;**

**\* One half reported household income of less than \$40,000 / year; an equal proportion (49%) reported household income of \$40,000 and above.**

"This survey helps demonstrate that C-SPAN is fulfilling the vision which its creators in the cable industry had at the outset -- to make the American political process tangible and accessible to a wide audience," said Susan Swain, C-SPAN senior vice president.

C-SPAN is currently available in 58.3 million homes nationwide and around the world via satellite. This year, C-SPAN won the 8th Annual Golden Cable ACE award, the industry's highest annual honor, for its comprehensive coverage of the presidential election. C-SPAN is funded entirely by America's cable television industry to serve the public.